

## Grade 08 Pre-Algebra : Week 1

Please note that this is an HLN 36 Week Course using Pearson Course Materials. An online book resources fee is required to have full access to course materials.

Would you like to find out more about this course or other courses? Click [HERE](#) to learn more!

---

### Browse to another Grade 8 Math Week:

[| 01](#) | [| 02](#) | [| 03](#) | [| 04](#) | [| 05](#) | [| 06](#) | [| 07](#) | [| 08](#) | [| 09](#) | [| 10](#) | [| 11](#) | [| 12](#) | [| 13](#) | [| 14](#) | [| 15](#) | [| 16](#) | [| 17](#) | [| 18](#) |  
[| 19](#) | [| 20](#) | [| 21](#) | [| 22](#) | [| 23](#) | [| 24](#) | [| 25](#) | [| 26](#) | [| 27](#) | [| 28](#) | [| 29](#) | [| 30](#) | [| 31](#) | [| 32](#) | [| 33](#) | [| 34](#) | [| 35](#) | [| 36](#) |

---

*This week, plan on spending 3 days on your Math work.*

## Chapter 1 : Algebraic Expressions and Integers

### Topics Covered This Week:

- 1-1 Variables and Expressions
  - 1-2 The Order of Operations
  - 1-3 Writing and Evaluating Expressions
- 

If you need help with any of your learning, Look for this in your e-book:



You will see a page number. Type in the page number in the box that looks like this:



This will direct you to the Skills Handbook for extra practice!

---

### DAY 1: Chapter 1 : Section 1-1 Variables and Expressions




- Log in to your online book website at [Pearson Successnet](#).
- Click on your **Student Center**, and go to Page 4 by typing the page number here :
- Click on your Student Center, then on the **Learning Panel** then on the



Watch the videos:

- Writing Algebraic Exprseeions from Word Phrases
- Writing Algebraic Exprseeions from Word Problems

After watching the videos, return to your Student Center and click on “**Contents**” on the left side of your screen. Next, click on Chapter 1, then “**Check Your Readiness**”

- After reading the page, click on the . Complete the exercise online to check your readiness for this chapter.
- Continue reading **Pages 4-6** by clicking the gray arrow on the Page Navigation 
- Whenever you see  during your reading, click on it and complete the exercises.

**Complete Homework Exercises 5-38 starting on Page 6 for homework.**

- [ **Parents and Teachers Only:** [Check Answers Here](#) ]




Complete one or more of the following worksheets if you need further practice:

- [Worksheet 1](#) [ **Parents and Teachers Only:** [Check Answers Here](#) ]
- [Worksheet 2](#) [ **Parents and Teachers Only:** [Check Answers Here](#) ]

*Make sure to save your work in a binder so you can study for your Chapter Test!*

---



## DAY 2: Chapter 1 : Section 1-2 The Order of Operations

- Log in to your online book website at [Pearson Successnet](#)..
- Click on your **Student Center**, and go to Page 8 by typing the page number here : 
- Click on the  then on the 

Watch the videos:

- Using the Order of Operations with Grouping Symbols

After watching the videos, return to your Student Center and click on “**Contents**” on the left side of your screen. Next, click on Chapter 1, then “ **Section 1-2 The Order of Operations**”

- Read pages **Pages 8-11** by clicking the gray arrow on the Page Navigation 
- Whenever you see  during your reading, click on it and complete the exercises.

**Complete Homework Exercises 5-44 starting on Page 11 for homework.**




- [ **Parents and Teachers Only:** [Check Answers Here](#) ]

- Complete one or more of the following worksheets if you need further practice:
  - [Worksheet 1](#) [ **Parents and Teachers Only:** [Check Answers Here](#) ]
  - [Worksheet 2](#) [ **Parents and Teachers Only:** [Check Answers Here](#) ]

*Make sure to save your work in a binder so you can study for your Chapter Test!*

---




### DAY 3: Chapter 1 : Section 1-3 Writing and Evaluating Expressions

- Log in to your online book website at [Pearson Successnet](#)..
- Click on your **Student Center**, and go to Page 14 by typing the page number here : 
- Click on the  then on the 

Watch the videos:

- Evaluating Algebraic Expressions with More than One Variable
- Evaluating Algebraic Expressions with One Variable

After watching the videos, return to your Student Center and click on “**Contents**” on the left side of your screen. Next, click on Chapter 1, then “**Section 1-3 Writing and Evaluating Expressions**”

- Read pages **Pages 14-16** by clicking the gray arrow on the Page Navigation  
- Whenever you see  during your reading, click on it and complete the exercises.

**Complete Homework Exercises 6-40 starting on Page 16 for homework.**

- [ **Parents and Teachers Only:** [Check Answers Here](#) ]

Complete one or more of the following worksheets if you need further practice:

- [Worksheet 1](#) [ **Parents and Teachers Only:** [Check Answers Here](#) ]
- [Worksheet 2](#) [ **Parents and Teachers Only:** [Check Answers Here](#) ]

*Make sure to save your work in a binder so you can study for your Chapter Test!*

---

**Congratulations! You have finished Week 1... See you next week!**