

Grade 07 Math : Week 1

Please note that this is an HLN 36 Week Course using Pearson Course Materials. An online book resources fee is required to have full access to course materials.

Would you like to find out more about this course or other courses? Click [HERE](#) to learn more!

---

**Browse to another Grade 7 Math Week:**

[| 01](#) | [| 02](#) | [| 03](#) | [| 04](#) | [| 05](#) | [| 06](#) | [| 07](#) | [| 08](#) | [| 09](#) | [| 10](#) | [| 11](#) | [| 12](#) | [| 13](#) | [| 14](#) | [| 15](#) | [| 16](#) | [| 17](#) | [| 18](#) |  
[| 19](#) | [| 20](#) | [| 21](#) | [| 22](#) | [| 23](#) | [| 24](#) | [| 25](#) | [| 26](#) | [| 27](#) | [| 28](#) | [| 29](#) | [| 30](#) | [| 31](#) | [| 32](#) | [| 33](#) | [| 34](#) | [| 35](#) | [| 36](#) |

---

*This week, plan on spending 4 days on your Math work.*

**Chapter 1 : Decimals and Integers**

**Topics Covered This Week:**

- 1-1 Using Estimation Strategies
  - 1-2 Adding and Subtracting Decimals
  - 1-3 Multiplying Decimals
  - 1-4 Dividing Decimals
- 

If you need help with any of your learning, Look for this in your e-book:



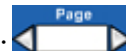


You will see a page number. Type in the page number in the box that looks like this:







This will direct you to the Skills Handbook for extra practice!




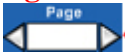


---

**DAY 1: Chapter 1 : Section 1-1 Using Estimation Strategies**

- Log in to your online book website at [Pearson Successnet](#).
- Click on your **Student Center**, and go to Page 4 by typing the page number here : 
- Click on your Student Center, then on the  then on the 
- Watch the videos:
  - Estimate Decimal Sums by Rounding
  - Estimating Decimal Quotients Using Compatible Numbers
  - Using Front-End Estimation to Find Decimal Sums







- After watching the videos, return to your Student Center and click on “**Contents**” on the left side of your screen. Next, click on Chapter 1, then “**Check Your Readiness**”
- After reading the page, click on the . Complete the exercise online to check your readiness for this chapter.
- Continue reading **Pages 4-6** by clicking the gray arrow on the Page Navigation  
- Whenever you see  during your reading, click on it and complete the exercises.
- **Complete Homework Exercises 6-33 starting on Page 6 for homework.**
  - [ **Parents and Teachers Only:** [Check Answers Here](#) ]
- Complete one or more of the following worksheets if you need further practice:
  - [Worksheet 1](#) [ **Parents and Teachers Only:** [Check Answers Here](#) ]
  - [Worksheet 2](#) [ **Parents and Teachers Only:** [Check Answers Here](#) ]
- *Make sure to save your work in a binder so you can study for your Chapter Test!*

## DAY 2: Chapter 1 : Section 1-2 Adding and Subtracting Decimals

- Log in to your online book website at [Pearson Successnet](#)..
- Click on your **Student Center**, and go to Page 8 by typing the page number here : 
- Click on the  then on the 
- Watch the videos:
  - Using Properties of Addition
  - Adding Decimals
  - Subtracting Decimals
- After watching the videos, return to your Student Center and click on “**Contents**” on the left side of your screen. Next, click on Chapter 1, then “ **Section 1-2 Adding and Subtracting Decimals**”
- Read pages **Pages 8-10** by clicking the gray arrow on the Page Navigation  
- Whenever you see  during your reading, click on it and complete the exercises.







- **Complete Homework Exercises 8-41 starting on Page 10 for homework.**
    - [ **Parents and Teachers Only:** [Check Answers Here](#) ]
  - Complete one or more of the following worksheets if you need further practice:
    - [Worksheet 1](#) [ **Parents and Teachers Only:** [Check Answers Here](#) ]
    - [Worksheet 2](#) [ **Parents and Teachers Only:** [Check Answers Here](#) ]
  - *Make sure to save your work in a binder so you can study for your Chapter Test!*
- 

### DAY 3: Chapter 1 : Section 1-3 Multiplying Decimals

- Log in to your online book website at [Pearson Successnet](#)..
- Click on your **Student Center**, and go to Page 14 by typing the page number here : 
- Click on the  then on the 
- Watch the videos:
  - Using Properties of Multiplication
  - Multiplying Decimals
- After watching the videos, return to your Student Center and click on “**Contents**” on the left side of your screen. Next, click on Chapter 1, then “**Section 1-3 Multiplying Decimals**”
- Read pages **Pages 14-16** by clicking the gray arrow on the Page Navigation  
- Whenever you see  during your reading, click on it and complete the exercises.
- **Complete Homework Exercises 11-41 starting on Page 16 for homework.**
  - [ **Parents and Teachers Only:** [Check Answers Here](#) ]
- Complete one or more of the following worksheets if you need further practice:
  - [Worksheet 1](#) [ **Parents and Teachers Only:** [Check Answers Here](#) ]
  - [Worksheet 2](#) [ **Parents and Teachers Only:** [Check Answers Here](#) ]

- *Make sure to save your work in a binder so you can study for your Chapter Test!*
- 

#### DAY 4: Chapter 1 : Section 1-4 Dividing Decimals

- Log in to your online book website at [Pearson Successnet](#)..
  - Click on your **Student Center**, and go to Page 20 by typing the page number here : 
  - Click on the  then on the 
  
  - Watch the videos:
    - Dividing Decimals by Decimals
    - Dividing Decimals by Annexing Zeros
  
  - After watching the videos, return to your Student Center and click on “**Contents**” on the left side of your screen. Next, click on Chapter 1, then “**Section 1-4 Dividing Decimals**”
  - Read pages **Pages 20-22** by clicking the gray arrow on the Page Navigation  
  - Whenever you see  during your reading, click on it and complete the exercises.
  
  - **Complete Homework Exercises 7-38 starting on Page 22 for homework.**
    - [ **Parents and Teachers Only:** [Check Answers Here](#) ]
  
  - Complete one or more of the following worksheets if you need further practice:
    - [Worksheet 1](#) [ **Parents and Teachers Only:** [Check Answers Here](#) ]
    - [Worksheet 2](#) [ **Parents and Teachers Only:** [Check Answers Here](#) ]
  
  - *Make sure to save your work in a binder so you can study for your Chapter Test!*
- 

**Congratulations! You have finished Week 1... See you next week!**